



## LEESSON 40

### REVIEW OF LESSON 37-39

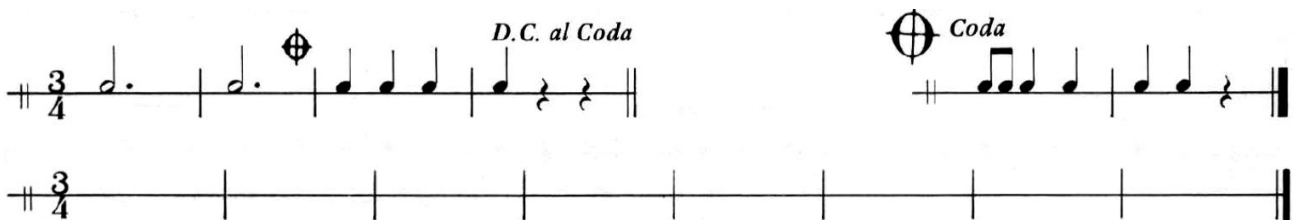
1. Fill in the missing terms:

Dynamic Symbol	Italian Name	Meaning
<i>ppp</i>	Piano-Pianissimo	_____
<i>pp</i>	Pianissimo	_____
<i>p</i>	Piano	_____
<i>mp</i>	Mezzo Piano	_____
<i>mf</i>	Mezzo Forte	_____
<i>f</i>	Forte	_____
<i>ff</i>	Fortissimo	_____
<i>fff</i>	Forte-Fortissimo	_____
<i>sf, sfz</i>	Sforzando, Sforzato	_____
<i>rfz</i>	Rinforzando	_____
<i>fp</i>	Forte Piano	_____
<i>fz</i>	Forzando	_____
<i>cresc.</i> 	Crescendo	_____
<i>decresc.</i> 	Decrescendo	_____
<i>dim.</i>	Diminuendo	_____

2. Explain the following terms:

Largo \_\_\_\_\_ Allegro \_\_\_\_\_  
 Adagio \_\_\_\_\_ Presto \_\_\_\_\_  
 Moderato \_\_\_\_\_ Accelerando \_\_\_\_\_

3. Write the first line in the empty lines as it would be played.



The image shows two musical staves in 3/4 time. The first staff contains a sequence of notes: a dotted quarter note, another dotted quarter note, followed by a Coda symbol (a circle with a cross), then a quarter note, an eighth note, and another eighth note. This is followed by a double bar line and the text "D.C. al Coda". The second staff contains a Coda symbol followed by a quarter note, an eighth note, and another eighth note, ending with a double bar line. Below these two staves is a blank musical staff with a 3/4 time signature and a double bar line at the end, intended for the student to write the first line of the piece as it would be played.